


WCMC REGISTRATION SUPPORT DOCUMENT - POWERSCHOOL COURSE ENTRY

1. Log in to your PowerSchool Parent or Student account <https://powerschool.blisd.ca/public/home.html>
2. Select "Class Registration" from the list on the left-hand side of the page 
3. Read the information provided and move through each section of the course selection process from the top of the page to the bottom. While the formatting is not the same as the paper version of the course selection form, the information will flow in the same order.
4. If the grade you are selecting courses for has compulsory courses that are the same for all students in the grade the courses will already be selected, and a green check mark will be displayed on the right side. The following example is from the Grade 10 course selection page.

COMPULSORY COURSES

The following courses are mandatory for all Grade 10 students.

Number of requests to generate : 1

ENGLISH LANGUAGE ART

ENG20F - 1 credits



HEALTH AND PHYS. ED 20

HEPE20F - 1 credits

SCIENCE 20F

SCI20F - 1 credits

A credit in Grade 9 Science

5. In all other sections where a choice is required, click the pencil button on the right side and a box will pop open with course options. Some sections require students to select a single course while other sections require multiple course choices. Click on the appropriate course(s) and then click okay to save your selection. The following example is from the Grade 11 course selection page.


COMPULSORY COURSE SELECTION: History Click the edit button to request a course ➡

COMPULSORY COURSE SELECTION: History

History 30S is a compulsory credit. Students can take it in English (History of Canada 30F) or in French (HISTOIRE DU CANADA 30F) as part of French Immersion programming. Please select the appropriate course.

	Course Name	Number	Course Description	Credits	Prerequisite Note	Alerts
<input type="checkbox"/>	HISTOIRE DU CANADA 30F	HIS30FFI	Compulsory Grade 11 History for credit for French Immersion students	1		
<input type="checkbox"/>	HISTORY OF CANADA 30F	HIS30F		1		


[<< first](#)
[< prev](#)
1
[next >](#)
[last >>](#)



 You may select 1 course. You have selected 0 course(s).

Cancel
Okay

Reminder: when adding courses with half credits, enter both halves. RRTVA Level A requests go in the Alternative Elective Selection area and RRTVA Level B and C requests should be made in the regular elective section. All RRTVA programs also require an application form.

6. Proceed through all of the sections and select the necessary courses.

 Required sections will have a red exclamation point on the right side of the page until the required information is entered.

  Completed or optional sections will have a green check mark on the right side of the page.
7. Once you have entered all of your course selections, scroll to the bottom of the page and press submit. If there are issues with your entry you may see a pop-up message prompting you to review your choices or add additional course selections.
8. Grade specific course selection information and additional entry instructions are available on our website. Visit https://wcm.blisd.ca/students_parents/registration and view the course selection presentation.
9. If you are unable to submit your course selections online, please contact Mrs. Pilkington on Teams or come to the office for assistance.